

# GATE OPERATOR

# ARM 225/250/270

For gate leaves up to 5 m



**110**  
VOLT  
AVAILABLE

### 650ARM225

230 V electromechanical linear gate operator.  
Maximum gate leaf 3 m

### 650ARM250

230 V electromechanical linear gate operator.  
Maximum gate leaf 4 m

### 650ARM270

230 V electromechanical linear gate operator.  
Maximum gate leaf 5 m

### Features:

- residential / commercial use
- for gates leaves up to 5 m
- 230 V gate operator
- built-in capacitor
- rod extension gate operator
- adjustable mounting brackets

### Pros:

- electrical connections are easier thanks to the larger upper space
- quick and easy installation
- manual release with key lock
- high torque and power
- suitable for large gates and non standard sized posts




**Easy mounting**  
Multi-position adjustable brackets allow greater flexibility during assembly even on non standard sized posts



**Exclusive design**  
The new shapes adapt to any type of gate and have been designed to simplify installation and maintenance

Technical features	ARM225	ARM250	ARM270
Power supply	230 V AC (50 - 60 Hz)	230 V AC (50 - 60 Hz)	230 V AC (50 - 60 Hz)
Motor power supply	230 V AC	230 V AC	230 V AC
Absorption	1,5 A	1,5 A	1,5 A
Absorbed power	280 W	280 W	280 W
Opening time 90°	20 sec.	20,5 sec.	21 sec.
Duty cycle	36 %	36 %	36 %
Max. thrust	2300 N	2300 N	2300 N
Operating temperature	-20° C + +55° C	-20° C + +55° C	-20° C + +55° C
Motor thermal protection	160° C	160° C	160° C
Degree of protection	IP 44	IP 44	IP 44



The above represented installation does not include safety devices such as safety edges. Their addition depends on the risk assessment made on any installation in accordance with EN 12445-12453 standards.



### KARM225T

Complete double arm automation kit for gates up to 3 + 3 m, with two 650ARM225 gate operators

### KARM250T

Complete double arm automation kit for gates up to 4 + 4 m, with two 650ARM250 gate operators

### KARM270T

Complete double arm automation kit for gates up to 5 + 5 m, with two 650ARM270 gate operators

Accessories included in the kit (foundation boxes to be ordered separately):

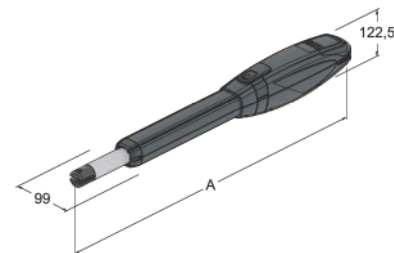


900OPTIC 750D750M 300T-KEY aluminium + LED TSL 250ANTD 900LAMP3 250K-SLIMRP BRACKETS C-CRT

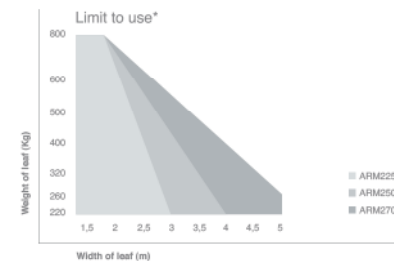
### Accessories



See page 128 for assembly measurements and opening angle



	A
ARM225	811
ARM250	951
ARM270	1056



\*They refer to leaves with openings and not totally closed panels.



**Further accessories:**  
Transmitters page 104  
Photocells page 110  
Flashing lights page 113