


# gods

gate drive systems australia



## Sliding Gate Operators

Models GDS 550-450L and GDS 750L Range

# GENERAL INFORMATION

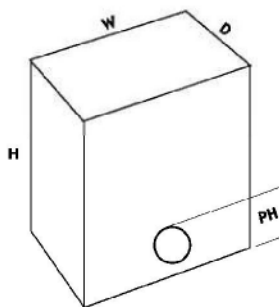
- Industrial grade 3 phase inverter controlled drive motors to handle any intensive application (only single phase input required).
- Smooth, fully adjustable ramp up, ramp down, opening and closing speed for the ultimate in a gate drive operating control system.
- Powerful microprocessor control board to provide various features required with the operator.
- 100% duty cycle
- Inbuilt easy set limit switches
- Cast Iron Gearboxes
- Input Power - 240v AC 10A Supply for all models

# TECHNICAL DETAILS

MODEL	GDS 550-450L	GDS 750-630L	GDS 750-315L	GDS 750-630L CH (Chain Drive)
Motor Power	550w	750w	750w	750w
Speed (opening max)	450mm/sec	630mm/sec	315mm/sec	630mm/sec
Gate Size (approx)	400kg 8m	2000kg	3500kg	2000kg
Input Power	240v 10A	240v 10A	240v 10A	240v 10A
Linear Force	Up to 80kg	Up to 100kg	Up to 200kg	Up to 100kg

# SPECIFICATIONS

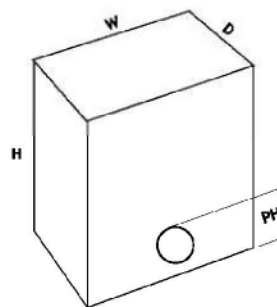
Cover sizes of operators with seperate control box



Dimensions	550-450	750 Range
Height	400	470
Width	340	430
Depth	225	220
Pinion Height	110	155

- All electronic controls in IP66 Steel Enclosure
- Zinc Plated laser cut 6mm steel chassis
- Powder coated steel cover
- Wiring Control Box to Drive Unit:-
  - 3 phase+earth 1.5mm<sup>2</sup> screened cable
  - 1-4 core screened low voltage cable for limits

Cover sizes of operators with inbuilt controls



Dimensions	550-450	750 Range
Height	480	560
Width	510	560
Depth	230	250
Pinion Height	110	155

- Powdercoat steel cover with option of 3mm hot dip galvanised cover or 'high protection' powdercoat cover available
- Zinc plated or Hot Dip Galvanised chassis (10mm base plate)
- Stainless Steel Sprocket Chain (optional)
- Easy installation



N14870



AUSTRALIAN MADE AND OWNED

Manufactured by:



DISTRIBUTED BY:

*Specifications subject to change without notice*